

Permit Overview

Permit Submittal Checklist

Online Permit Application (MyGov)

Visit web.mygov.us and login with your Collaborator account. When you are making your new request, select "Swimming Pool Permit (R)" under New Residential Permit.

Construction Plans

Submit digital construction plans with application, drawn to scale. Required details on reverse side of this flap.

Contractor's Business License*

Make sure your contractor has a City of Arnold business license

** This step is not required if you are the resident and property owner and intend to install the structure yourself.*

Permit FAQs

What is MyGov and how do I use it?

MyGov is a web-based City Hall—where you can visit to make permit applications, request information, make reports, and more. Please see the blue "MyGov" brochure for more information.

How much is the permit fee?

You can estimate your permit fee at public.mygov.us/arnold_mo/estimate?module=pi.

How long will it take to process my permit?

Typically up to five (5) business days.

For more information:

**Community Development Department
Arnold City Hall
2101 Jeffco Blvd.
Arnold, MO 63010**

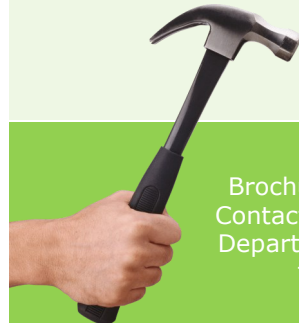
**(636) 282-2378
www.arnoldmo.org**

**Office Hours:
Monday - Friday, 8:00am to 4:30pm**



This series is published by The City of Arnold, Missouri, Community Development Department, as part of a public information service.

These brochures have no legal status and cannot be used as an official interpretation of the various codes, regulations, and ordinances currently in effect. This is not intended to be an all exhaustive source of information on the subject matter. The City of Arnold accepts no responsibility to persons relying solely on this information.




Brochures are updated periodically. Contact the Community Development Department to determine if you have the most recent edition.

Home Improvements

Pools

What you need to know.



2024-04



Dept. of Community Development
(636) 282-2378
www.arnoldmo.org

The City of Arnold Community Development Department supports and encourages every resident's decision to improve their home. Permit applications, approval of plans, and inspection of work being done helps ensure your new pool meets minimum code requirements while improving your property.

We look forward to helping you!

Do I need a permit?

The City requires a construction permit for both above-ground and in-ground swimming pools or spas.

Please note: It is the responsibility of the applicant to ensure that the work being carried out is in compliance with the requirements of indentures, Homeowners Associations, etc.

Before you dig

Reduce the risk of personal injury and property damage by contacting the Missouri One Call System to request to have the location of your utilities marked.

1-800-DIG-RITE

mo1call.com

What rules are there for pools?

Swimming pools and spas are permitted in side or rear yards that are behind the front face of your residence (See *diagram*). Pools must be at least ten (10) feet away from the house or another structure.

The pool itself and any pool-related equipment such as pumps, filters, etc., must meet the side and rear yard setbacks of your property's zoning district. Please contact the Community Development Department at (636) 282-2387 to ask what zoning district your property is in.

The City requires that all pools be enclosed by continuous fencing that is at least four (4) feet high. Fencing must comply with other requirements and current building codes adopted by the City.

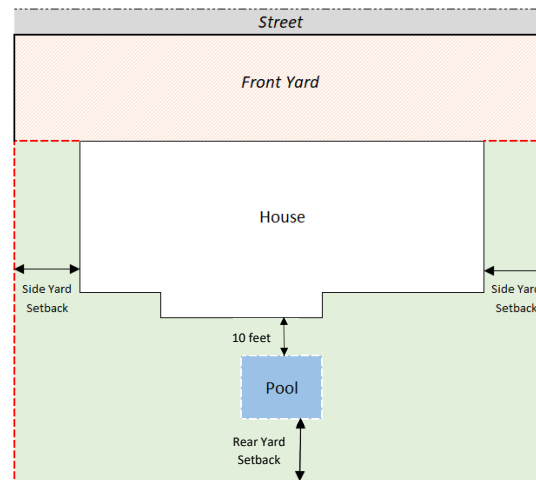


Diagram of a typical pool on an interior lot, showing required setbacks

What needs to be included in the detailed construction plans?

To receive a construction permit for your pool, you need to submit the following detailed construction plans with your permit application (all drawn to scale):

1. Site plan or survey showing outline of pool dimensions, outline section of pool decks, setbacks, easements, structures, overhead wiring, location of pool equipment, accessory structures and storm water drainage direction
2. Manufacturer installation requirements such as pump information, filter information, heater information, and foundation plan
3. Barriers to pool area such as yard fencing, locking ladders, deck locking gates, door alarms, pool cover, and pool alarms
4. Routing of electrical wiring in the pool area and lights, location of ground fault circuit interrupter outlets in the pool area and their distance to the pool
5. If applicable, the design and manufacturer details of any retaining walls

Samples of required construction plans for pools are available at arnoldmo.org or by request.

What else should I know?

All water discharged from residential swimming pools must only be directed to the sanitary sewer. If sanitary sewers are not available in your location, contact Health, Animal, & Vector Control at (636) 282-2387.

To get the full scope of information regarding your home improvement project, please visit arnoldmo.org or contact the Community Development Department at (636) 282-2378.